

GLENSIDE TOUR

Welcome to UWE Bristol

Everyone and everything here shares a single purpose:
to give you the best learning experience.

It's all here for you

With over 30,000 students studying with us here in Bristol or at our partner universities overseas, we're one of the UK's most popular universities. We work across industry to identify skills shortages, develop courses and provide work opportunities for our students. With one of the largest paid internship programmes in the UK, we arranged over 9,000 industry placements in 2017/18.

Focused firmly on your future

Everything we do here focuses on your future career. Courses designed to meet industry needs? Work experience? We have that covered. We create a real-world learning experience so that you leave us as an adaptable, well-rounded, career-ready graduate.



95%

of UWE Bristol Allied Health Professions graduates are in work or further study after six months.

Source: Destination of Leavers from Higher Education Survey published 2018.











THE COMPLETE EXPERIENCE


Today is your chance to explore Glenside Campus and get a feel for student life here. It'll take less than an hour to cover the route, but if you fancy stopping for a cuppa or exploring further, you'll need a bit longer. We hope you enjoy the tour.



GLENSIDE CAMPUS MAP

Key

-  Route around the campus
-  Things to look out for
-  Reception and Information Point
-  Building entrance
-  Café
-  Bus stop
-  Cycle parking
-  Cycle path
-  Student accommodation
-  The Students' Union



LET'S GO

At Glenside Campus we offer a large selection of first class facilities to support your practical learning and get you ready for real-life situations. You may find that they're used for teaching during your visit or they may be closed for health and safety and security reasons to protect the specialist equipment. If you can't look inside them please come and see us at one of our Open Days or visit uwe.ac.uk/ourfacilities.

- Your tour begins at the Main Reception/Information Point. This is also where you can collect a parking permit if you've driven.
- With your back to the Information Point, exit the building and walk straight ahead along the path. Over to your right you can see the Blackberry Centre which houses the Sports Rehabilitation clinic. Continue on the path and turn left at the end. Carry on and you'll see grass either side of you. The Students' Union building is ahead of you.
- The Students' Union at UWE Bristol hosts a wide range of events and activities for you to take part in including quizzes and comedy nights. Come in and meet us.
- From The Students' Union walk towards the main building using the footpath opposite and signposted Library.



Go through automatic doors and you'll find the Library.

- Take the lift outside the Library's main entrance up one floor (to level two).
- Turn left, go down the ramp into the corridor of E Block. Along this corridor you'll find our Hospital Ward Simulation Suite and Birthing Room.



Here we also have replica wards, consultation rooms, a maternity unit, and the Princess Campbell Childrens' Nursing Simulation suite. Everything here is genuine equipment just like in NHS hospitals from the flooring to beds, wash rooms and birthing pools.

- At the end of the corridor continue to G Block through the door marked 'G', then take the stairs or lift down one level. Turn left and then first right through the covered walkway towards H Block.
- As you approach H Block you'll enter the Learning Zone, where you'll find IT suites and an IT helpdesk.



This is also where you'll find our Virtual Environment Radiotherapy Training (VERT) room. Inside is our life-size 3D equipment, and simulated patient and linear accelerator. Our students use this fantastic resource to practise delivering radiotherapy.



Further down on your left is a corridor. Go along here and you'll come to our new £5 million Optometry and Clinical Skills Centre on your right in the former Grade II-listed NHS laundry. In this area you can also find our x-ray and ultrasound machines.



To your right is Glenside Hub and Coffee Pod. You're probably about half way now and so feel free to grab a drink or something to eat.

- Exit through the doors to the right. Turn left and follow the corridor to the end, passing Accommodation Services on your right and out of the door.
- Head out into the courtyard and you'll see some of our student accommodation directly in front of you along with another simulation suite.

You'll also get to practise your response and community skills alongside our Forensic Science students at our crime scene house, also located on campus.

- Retrace your steps, entering the building using the Porters Lodge entrance on your right, and head back along the corridor to the Learning Zone.
- With your back to the Learning Zone turn right and go through the covered walkway before turning left at the end towards G Block.
- Through the next door you'll enter another covered walkway but this time take the external door to your left half way down.
- Follow the path round to the right. Block J and K will be to your far left. This is where our Allied Health Professions courses are based. Here you can find our physiotherapy skills rooms, human analysis laboratory and ultrasound simulator.
- Follow the main pathway alongside the main campus. You'll see more student accommodation and the imposing Clock Tower overlooking the square outside the library. Turn around and walk back to the Information Point passing the Students' Union on your left.
- More accommodation is available opposite campus at The Hollies. It's just a few minutes' walk from Fishponds high street putting you in the ideal position to enjoy the many local shops, bars and cafés.
- You should now be outside the Information Point where you started the tour. Please pop in and see us if you have any questions.

Excited by what you've seen? Find out more

uwe.ac.uk

CAMPUS HIGHLIGHTS



1 The Library



2 Princess Campbell Simulation suite



3 Virtual Environment Radiotherapy Training (VERT)



4 Optometry and Clinical Skills Centre



5 The Hub



6 Student accommodation