

Prof David Begg, Chief Executive, Transport Times

Presentation to Plymouth University
Centre for Sustainable Transport
15 March 2011



transporttimes

The independent voice of transport

www.transporttimes.co.uk

May 2009



Making a smarter choice for London transport

Capital approach to behaviour change p22



Cutting journeys with the Atkins low-car diet


Holistic approach to sustainable travel p25



Does anyone want to make concessions?

Finding a way forward on bus passes p29

End of the boom Squeeze on transport spending



transport**times**

The independent voice of transport

www.transporttimes.co.uk

December 2009



A welcome return to the 1970s and centralisation

Why we should try the LibDem UK bank p8



Can Total Place triumph over total bureaucracy?

How local authorities can pool resources p13



What carbon trading means for public transport

Can cap and trade work on buses and trains? p27



Don't turn off the investment tap
Transport Times launches campaign

transporttimes

The independent voice of transport

www.transporttimes.co.uk

June 2010



Make maintenance top priority
TT/Accent executive survey results p4



Rail ticket overhaul is long overdue
Towards a fair fares system p17



Lorry road user charging – the debate starts
Time or distance based? p21

Liberal **Conservative**
Radical **Businessman**
Green **Treasury**
Rail guy **Motorist**
Pro-regulation **Pro-partnership**
Pro-road pricing **Against road pricing**

Can the coalition work for transport?

transporttimes

The independent voice of transport

www.transporttimes.co.uk

July 2010



National Transport winners

Successes lauded at awards ceremony p19




Managing the road network with less funding

Report on T7 conference p26



Public services and how to transform them

Serco Transport's Jeroen Welmar p29



Hammond bats for transport



**Comprehensive
Spending Review
round-up**
Eight pages of reaction
and analysis p22



**What lies ahead
for High Speed
Rail?**
Report from the TT
conference p31



**A partnership
working to save
people's lives**
Network Rail and the
Samaritans p36

A solid innings in the spending review



Enjoy the freedom of a car.



Six weeks of record petrol prices



The AA fuel price report highlighted a record rise in prices at the pump
Danny Lawson/PA

Robin Pagnamenta
Energy Editor

Petrol prices rose at the fastest pace on record last month, surging by 6.13p per litre - or £3.07 per tank - according to figures published by the AA.

The latest AA fuel price report showed that between mid-December and mid-January average UK petrol prices rose from 122.14p a litre to a record of 128.27p.

Campaign groups have urged the Government to reconsider

plans for a 4p rise in fuel duty in April. Peter Carroll, of the Fair Fuel campaign, said the increase in prices was "shocking". He said: "This is having a devastating impact on small businesses. The April fuel duty hike has to be abandoned." Diesel prices went up 6.56p a litre, from 126.19p a litre last month to 132.75p now.

A 0.76p a litre increase in fuel duty on January 1 and VAT rising to 20 per cent, adding about 2.5p more to the pump price, accounted for the lion's share of the latest increase. However, an

increase of about 5 per cent in wholesale costs, driven by oil prices surging past \$90 a barrel, have ensured that every day has been a record for petrol prices since December 10.

Edmund King, the AA president, pointed to a 13 per cent fall in petrol sales as evidence that many motorists can no longer afford to fill their tanks.

Average petrol prices are now 16.3p a litre higher than they were last January. This means that filling a typical 50-litre fuel tank has risen £8.15.







transporttimes

The independent voice of transport

www.transporttimes.co.uk

March 2011



**Is the North
losing out on
transport?**

Tackling the imbalance
in investment p25



**Network Rail
takes a more
responsive route**

David Higgins on
devolution p13



**Is airport
expansion
inevitable?**

Why the benefits may
not be clear cut p24



**Time to get behind
high speed rail**

HS2 and the 'Y' network





- ★ Stations on a national HSR network
- ★ Stations with high-speed rail services
- ★ Stations with HSR services (requiring wider route electrification)

Source: Based on Greengauge 21 national HSR network strategy, *Fast Forward*.



- ★ Stations on a national HSR network
- ★ Stations with high-speed rail services
- ★ Stations with HSR services (requiring wider route electrification)

Source: Based on Greengauge 21 national HSR network strategy, *Fast Forward*.



- ★ Stations on a national HSR network
- ★ Stations with high-speed rail services
- ★ Stations with HSR services (requiring wider route electrification)

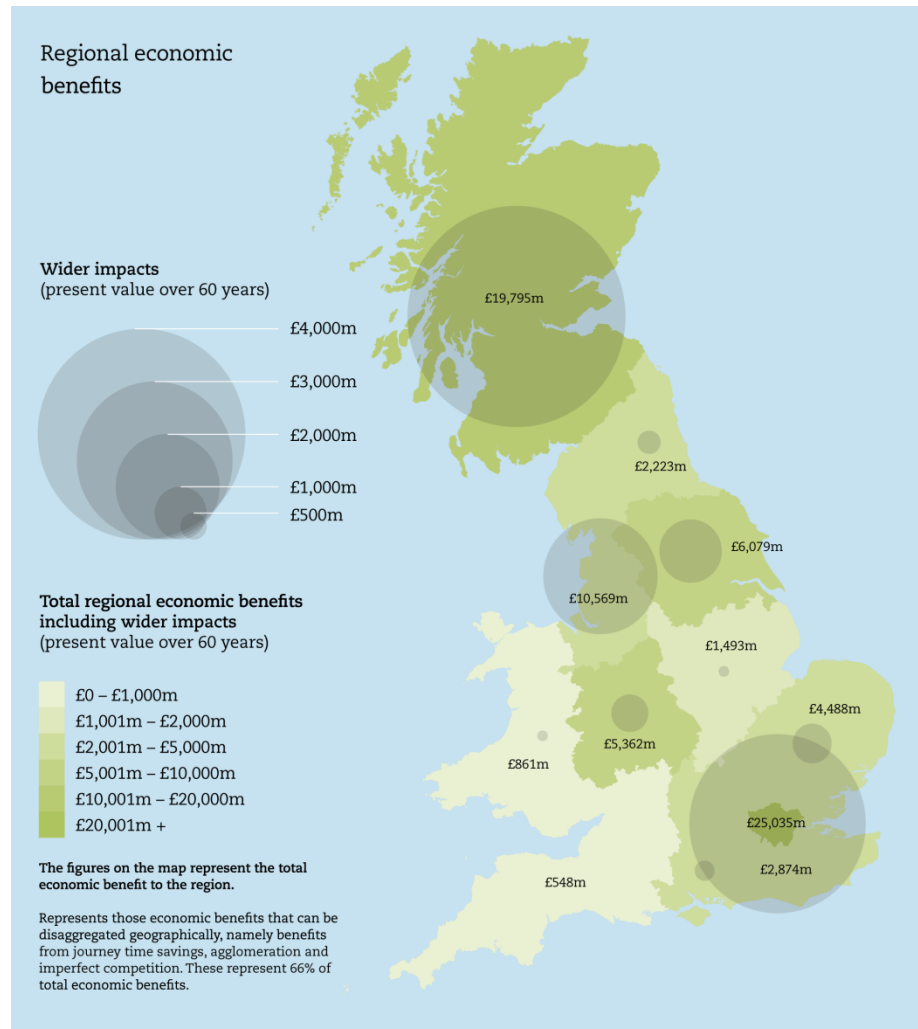
Source: Based on Greengauge 21 national HSR network strategy, *Fast Forward*.



- ★ Stations on a national HSR network
- ★ Stations with high-speed rail services
- ★ Stations with HSR services (requiring wider route electrification)

Source: Based on Greengauge 21 national HSR network strategy, *Fast Forward*.

Distribution of benefits



transporttimes

The independent voice of transport

www.transporttimes.co.uk

February 2011



Ringing in the changes in the capital

The projects boosting London's capacity p25



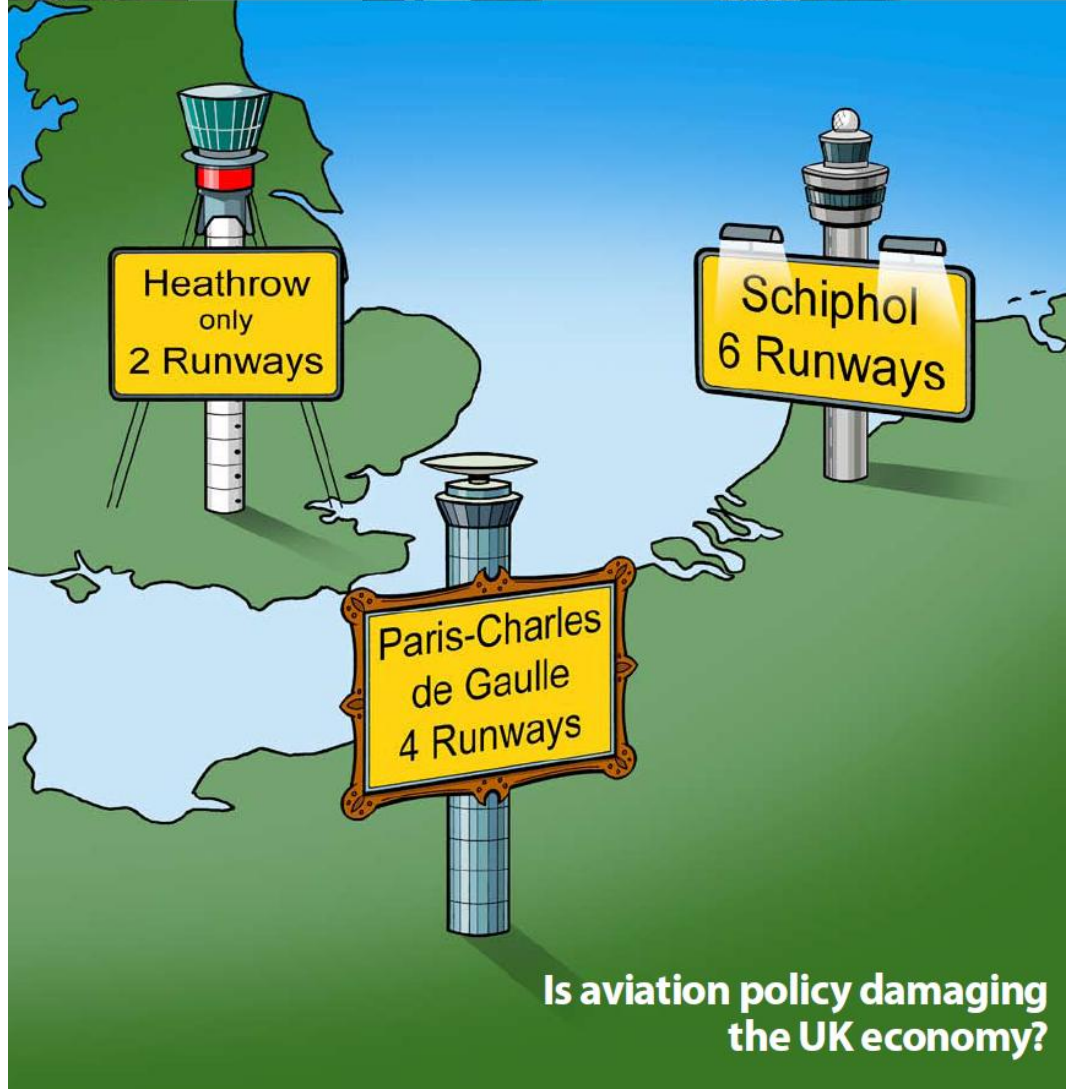
A new route to bus company co-operation

Qualifying agreements show the way p33



Community rail faces pressure over funding

Local authorities' budgets cut p36



Is aviation policy damaging the UK economy?

public sector job losses will place greater burden on the private sector

	City	Job losses	% of all jobs
Top 10 cities for estimated public sector job losses			
Calibrated to 330,000 public sector job losses at UK level			
1	Newport	2,200	2.94%
2	Swansea	3,000	2.91%
3	Plymouth	2,500	2.35%
4	Liverpool	7,900	2.28%
5	Portsmouth	4,400	2.09%
6	Stoke	3,100	2.07%
7	Sunderland	2,500	2.06%
8	Dundee	1,500	2.06%
9	Middlesbrough	3,700	2.05%
10	Hull	2,300	2.02%

	City	Job losses	% of all jobs
Bottom 10 cities for estimated public sector job losses			
Calibrated to 330,000 public sector job losses at UK level			
54	Grimsby	800	1.19%
55	Reading	2,600	1.13%
56	London	53,400	1.13%
57	Peterborough	1,100	1.08%
58	Warrington	1,200	1.03%
59	Aberdeen	1,800	1.02%
60	Crawley	1,300	0.90%
61	Aldershot	800	0.90%
62	Milton Keynes	1,100	0.78%
63	Swindon	800	0.76%

Cities are likely to gain greater freedoms – some more popular than others...

- **Localism Bill**

- Local Enterprise Partnerships
- Elected Mayors
- Potential local control over RDA assets



- **Local Government Resource Review**

- TIF
- Business Rate Retention
- New Homes Bonus

- **Creating Growth, Cutting Carbon**

- Strategic role of LEPs in transport planning
- Potential devolution of capital funding for major projects



national transport awards

London, 6 October 2011



Call for Entries Deadline – 14 April 2011

